



IBEW Local 150 Fringe Benefit Funds



Navigating the Member Portal

Presented by  UMR

Table of Contents

Welcome Page

Member Info

- Account Info
- Demographics

Collection & Eligibility



- Work History
 - Detail
- Eligibility


Navigate to...

Pension


Contact Us


Welcome Page

HOME NAVIGATE TO... ▾ CONTACT US  




IBEW Local 150






Collection & Eligibility

Work History
Eligibility



Pension


****COMING SOON**** View Pension Balance
Pension Checks



Member Info

Account Info
Demographics

Notifications

 Welcome to the new IBEW Local 150 Web Portal

Documents

General ▾

Note: These documents were complete and accurate when uploaded; however, they are subject to later amendment.

Member Info

Here you can view and manage your personal details:

Account Details

- Username
- Password

Contact Information

- Address
- Email
- Cellphone Number

Family Information

- View your family-related details

Account Info



IBEW Local 150

Account Details

User Name:	<input type="text"/>
Password:	<input type="password"/> Change Password
Email:	<input type="text" value="sample@email.com"/>
Full Name:	<input type="text" value="First Name Last Name"/> View Family Members
Address:	<input type="text" value="123 Main Street, City, State, Zip"/>
Phone:	<input type="text" value="555-555-5555"/>

If your phone number is used for MFA purposes, you will be redirected to the login screen after updating your phone number in order to re-authenticate.

On this screen you can change your password or update your cell phone number used for multi-factor authentication

Demographics



IBEW Local 150



Family Members					
Full Name	Seq #	Gender	Birth Date	Enrollee Type	Edit
Employee	00	Male		Primary	Edit
Spouse	02	Unknown		Spouse	Edit
Dependent	03	Male		Dependent	Edit
Dependent	04	Male		Dependent	Edit

On this screen you can view your family members. Click edit to update your contact and demographic information .

Collection & Eligibility

Here you can easily access and review the following details:

- **Hours Worked**
 - **Gross Wages**
 - **Fringe Benefit Contributions**
 - **Healthcare Eligibility Status (Coming soon)**
- 

Work History



IBEW Local 150



Filters | View As Currently viewing: Member

Month/Year:

Date Range:

[View Report](#)

Page Size: |

Member Name	Work Month	Hours Worked	Gross Wages	Detail
	03/01/2025 - 03/31/2025	158.00	\$8,311.82	View Detail
	02/01/2025 - 02/28/2025	152.00	\$8,008.72	View Detail
	01/01/2025 - 01/31/2025	145.00	\$7,683.29	View Detail
	12/01/2024 - 12/31/2024	142.00	\$7,485.53	View Detail
	11/01/2024 - 11/30/2024	0.00	\$0.00	View Detail

This screen provides a summary of your work history, including total hours worked and gross wages earned.

To customize the timeframe displayed:

1. Click the **Date Range** to select your desired period.
2. Click the **View Report** button to generate and display the updated summary.

To view detailed information, click the "View Detail" link.

Work History Detail



IBEW Local 150



Month/Year: ▼

Date Range:

[View Report](#)

Page Size:

Employer Name	Work Month	Pension Cred	Pension Non Cred	Supp Pension	Vacation	H&W	WRA
<input type="text" value="All"/> ▼	<input type="text" value="3/1/2025 - 3/31/2025"/>						
123 Electric	03/01/2025 - 03/31/2025	1199.78	1392.67	1923.36	1127.91	2017.73	426.53

Page 1 of 1.

[Return to Summary](#)



Click on this dropdown to see individual employers

Work History Detail

IBEW Local 150

UMR

Filters | View As

Month/Year: Summary by Month

Date Range: 11/29/2024 to 05/29/2025

View Report

Member Name

Page Size: All

Gross Wages	Detail
\$11.82	View Detail
\$08.72	View Detail
\$83.29	View Detail
\$85.53	View Detail
11/01/2024 - 11/30/2024	0.00 \$0.00 View Detail

Edit Date Range then click "View Report"

Eligibility



IBEW Local 150



Eligibility Search Parameters | | View As

Date Range:

Description:

[View Report](#)

Page Size: | |

Coverage Begin Date	Coverage End Date	Employee Eligibility Description	Member Covered
04/01/2025	4/30/2025	1 Qtr Continued Eligibility	Yes
03/01/2025	3/31/2025	1 Qtr Continued Eligibility	Yes
02/01/2025	2/28/2025	1 Qtr Continued Eligibility	Yes


On this screen you can view your health and welfare eligibility status

Navigate to...

The screenshot displays the IBEW Local 150 portal interface. At the top, there is a dark navigation bar with 'HOME' and 'NAVIGATE TO...' (with a dropdown arrow). Below this is a header section with the IBEW Local 150 logo on the left and the text 'IBEW Local 150' in the center. A dropdown menu is open from the 'NAVIGATE TO...' button, listing the following options: 'View Eligibility', 'View My Work History', 'View Pension Checks', 'View Pension Balance', and 'View/Edit My Account'. The main content area is divided into two columns. The left column features a 'Collection & Eligibility' section with a group icon, containing links for 'Work History' and 'Eligibility'. The right column features a 'Pension' section with a dollar sign icon, containing the text '**COMING SOON**' and links for 'View Pension Balance' and 'Pension Checks'. At the bottom, there are two blue buttons labeled 'Notifications' and 'Documents'.

You can easily navigate from one report to another using the “Navigate to...” dropdown menu at the top panel of the portal.

Pension



Pension

****COMING SOON**** View Pension Balance

Pension Checks

- The Pension Balance tool is ****COMING SOON****
- From this tool you will be able to view pension checks, view your pension balance, and estimate your future pension amounts by date range

Contact Us

Address

UMR

230 Lexington Green Circle
Suite 400
Lexington, KY 40503

Communications

Local: 888-999-7741

Email: ibew150fundadministrator@umr.com

Business Hours

Monday-Friday 8:00 AM to 5:00 PM ET